

Fairy of the Garden

by

Ann Logan

























































<http://www.cross-stitch-pattern.net>



This kit was designed and created on StitchCraft software

<http://www.stitchcraft.info>

Key

Color	Symbol	Cat No.	Brand	Type	Stitches	Skeins
		3713	D.M.C.	Stranded Cotton	152	0.1
		819	D.M.C.	Stranded Cotton	143	0.1
		996	D.M.C.	Stranded Cotton	321	0.2
		995	D.M.C.	Stranded Cotton	113	0.1
		3756	D.M.C.	Stranded Cotton	148	0.1
		3761	D.M.C.	Stranded Cotton	322	0.2
		517	D.M.C.	Stranded Cotton	200	0.2
		986	D.M.C.	Stranded Cotton	193	0.2
		3346	D.M.C.	Stranded Cotton	99	0.1
		704	D.M.C.	Stranded Cotton	275	0.2
		703	D.M.C.	Stranded Cotton	292	0.2
		3819	D.M.C.	Stranded Cotton	159	0.1
		746	D.M.C.	Stranded Cotton	148	0.1
		3852	D.M.C.	Stranded Cotton	197	0.2
		307	D.M.C.	Stranded Cotton	376	0.3
		3078	D.M.C.	Stranded Cotton	139	0.1
		726	D.M.C.	Stranded Cotton	206	0.2
		972	D.M.C.	Stranded Cotton	201	0.2
		742	D.M.C.	Stranded Cotton	193	0.2
		3823	D.M.C.	Stranded Cotton	287	0.2
		3855	D.M.C.	Stranded Cotton	79	0.1
		3826	D.M.C.	Stranded Cotton	131	0.1
		451	D.M.C.	Stranded Cotton	189	0.2
		Blanc	D.M.C.	Stranded Cotton	297	0.2
		3865	D.M.C.	Stranded Cotton	261	0.2
		Ecru	D.M.C.	Stranded Cotton	206	0.2
		648	D.M.C.	Stranded Cotton	278	0.2
		646	D.M.C.	Stranded Cotton	214	0.2
		844	D.M.C.	Stranded Cotton	210	0.2

Notes

Material Type: Aida Generic White

Sewing Count: 14/inch or 55/100mm

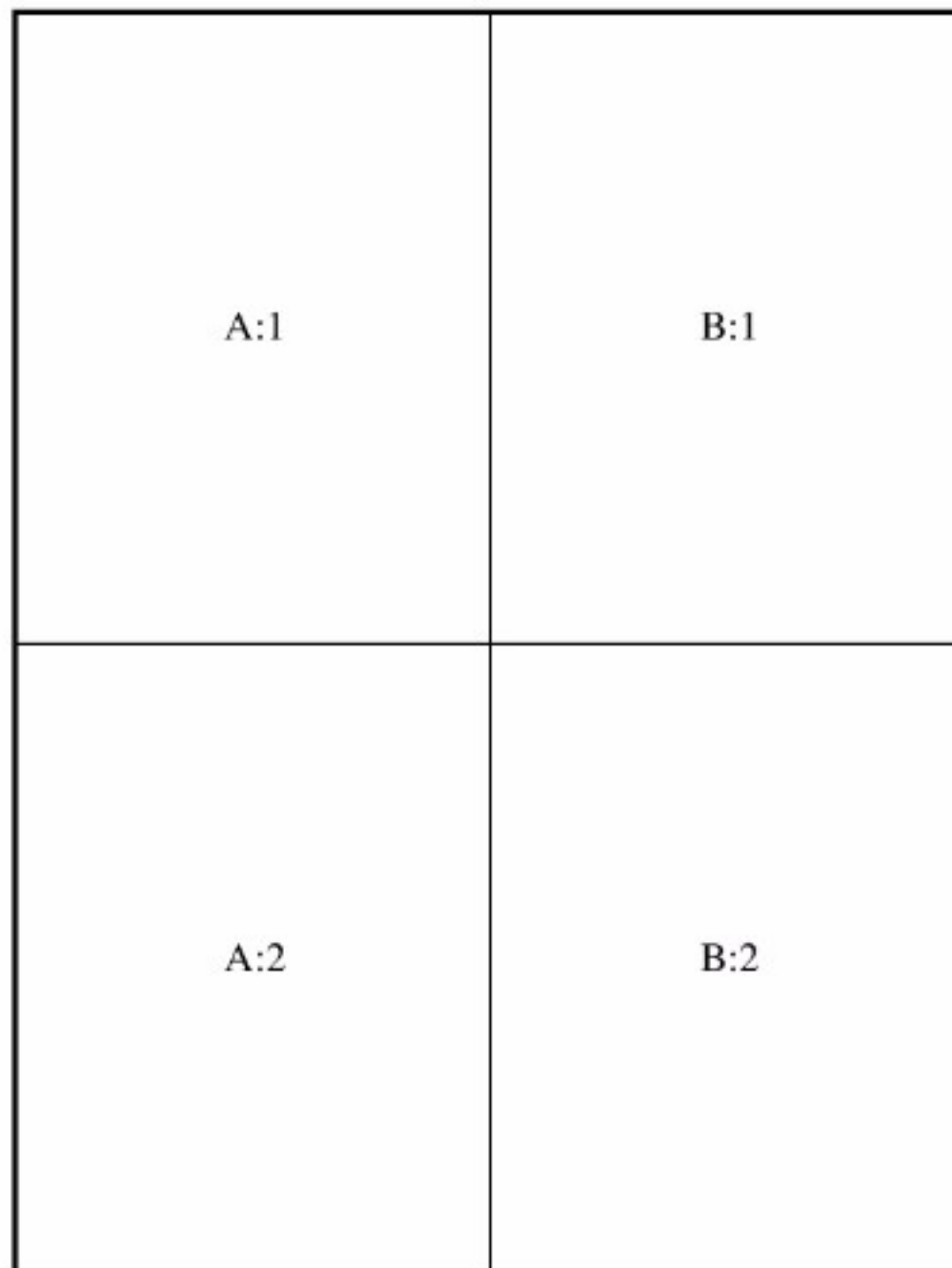
Design Size: 91 x 94 stitches

Sewn Design Size: 6.5 x 6.7 inches or 165 x 171 mm


Suggested Material Size: 12.4 x 12.6 inches or 315 x 321 mm

Stitch Style: Cross-stitch Using 2 strands

Below is a plan showing how the chart pages fit together.
The page number is shown at the top left of each chart page.



The diagram is a large grid divided into four quadrants by a vertical line and a horizontal line. The grid contains various symbols, colors, and patterns. The symbols include letters (T, Z, I, H, L, S, X, O, U, +, -), mathematical symbols (<, >, =, %, /, \, ^, v, >, <), and geometric shapes (diamonds, squares, circles). The colors used are yellow, orange, brown, black, white, green, blue, and pink. The grid is filled with these elements in a complex, non-random pattern, suggesting a specific logic or puzzle. The symbols are often arranged in small clusters or along diagonal lines. The colors are used to highlight specific areas or symbols within the grid.



The image displays a large grid of symbols and characters, organized into rows and columns. The symbols are diverse, including letters (T, S, Z, N, U), mathematical symbols (%), geometric shapes (triangles, squares, circles), and special characters (arrows, asterisks, less-than signs). The grid is filled with these symbols in a structured pattern, likely representing a crossword puzzle or a data matrix. The symbols are arranged in a grid that is approximately 20 columns wide and 30 rows high. The symbols are color-coded, with some appearing in yellow, green, blue, and grey. The grid is divided into several distinct sections by a thick black line that runs vertically through the middle. The symbols are arranged in a way that suggests a complex pattern or sequence, possibly related to a specific task or data set.

The diagram is a 20x20 grid divided into four 10x10 quadrants by a central cross. The top-left quadrant contains a complex pattern of symbols including letters (L, U, N, I, Z, S, T, V, S, I, T, Z, I, T, Z, *), mathematical symbols (%, ∇, =, >, <, \rightarrow), and geometric shapes (circles, squares, triangles). The top-right quadrant contains several yellow boxes with the letters 'TT' or 'TTT'. The bottom-left quadrant contains a similar pattern of symbols, with some cells containing 'TT' or 'TTT' in yellow boxes. The bottom-right quadrant is mostly empty, with a few 'TT' or 'TTT' in yellow boxes. The grid is color-coded, with various symbols and boxes highlighted in blue, orange, green, yellow, and grey.