

# Fairy

by

Ann Logan

















































<http://www.cross-stitch-pattern.net>



This kit was designed and created on StitchCraft software

<http://www.stitchcraft.info>

# Key

Color	Symbol	Cat No.	Brand	Type	Stitches	Skeins
		666	D.M.C.	Stranded Cotton	64	0.1
		894	D.M.C.	Stranded Cotton	122	0.1
		819	D.M.C.	Stranded Cotton	88	0.1
		3689	D.M.C.	Stranded Cotton	174	0.1
		605	D.M.C.	Stranded Cotton	75	0.1
		603	D.M.C.	Stranded Cotton	163	0.1
		3346	D.M.C.	Stranded Cotton	54	0.1
		704	D.M.C.	Stranded Cotton	464	0.3
		703	D.M.C.	Stranded Cotton	152	0.1
		906	D.M.C.	Stranded Cotton	254	0.2
		905	D.M.C.	Stranded Cotton	307	0.2
		3819	D.M.C.	Stranded Cotton	229	0.2
		166	D.M.C.	Stranded Cotton	253	0.2
		746	D.M.C.	Stranded Cotton	29	0.1
		677	D.M.C.	Stranded Cotton	686	0.4
		676	D.M.C.	Stranded Cotton	179	0.1
		729	D.M.C.	Stranded Cotton	387	0.3
		445	D.M.C.	Stranded Cotton	80	0.1
		726	D.M.C.	Stranded Cotton	197	0.2
		3856	D.M.C.	Stranded Cotton	13	0.1
		3823	D.M.C.	Stranded Cotton	17	0.1
		3853	D.M.C.	Stranded Cotton	67	0.1
		Blanc	D.M.C.	Stranded Cotton	869	0.5
		3865	D.M.C.	Stranded Cotton	53	0.1

## Notes

Material Type: Aida Generic White

Sewing Count: 14/inch or 55/100mm

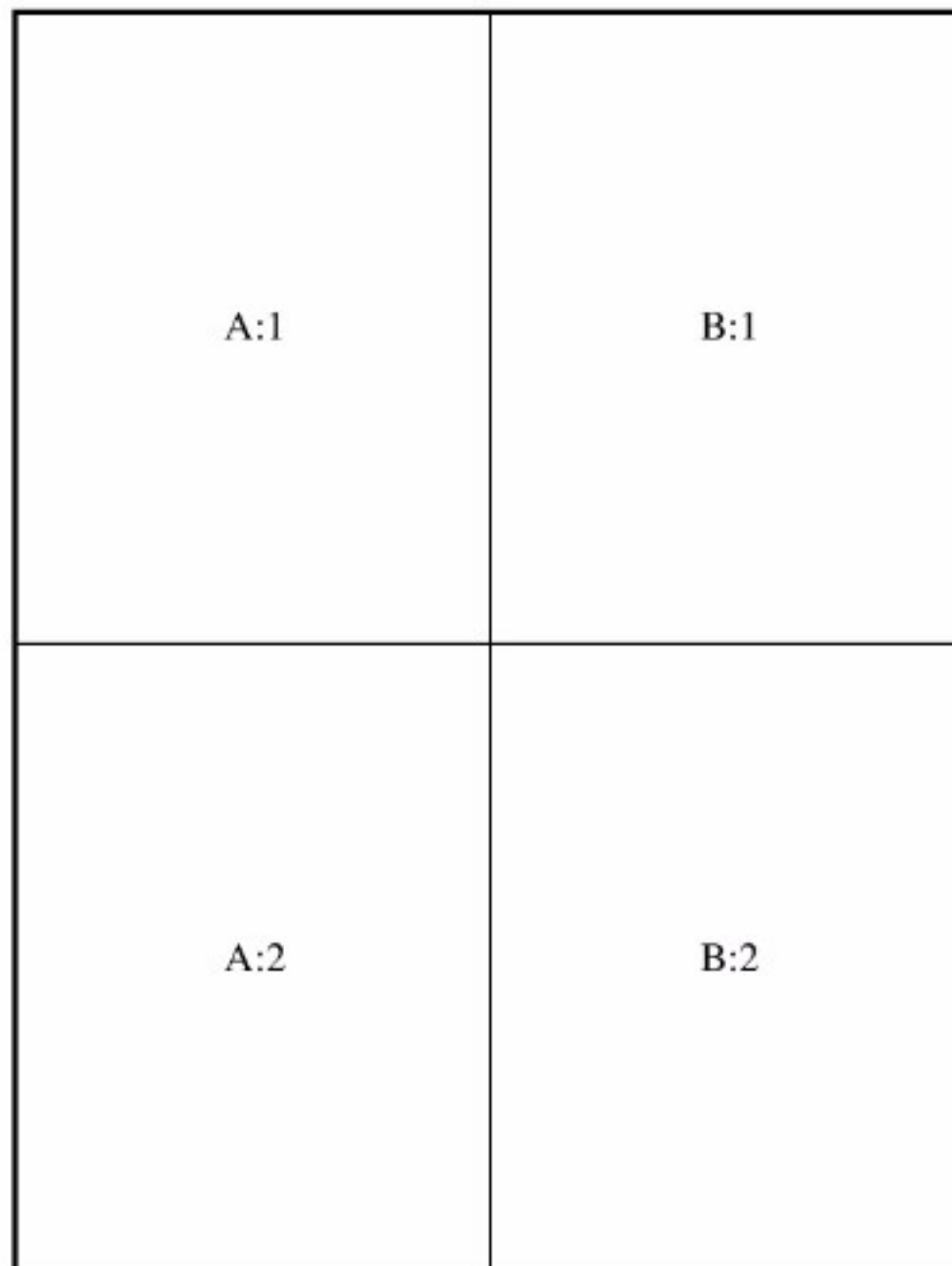
Design Size: 74 x 122 stitches

Sewn Design Size: 5.3 x 8.7 inches or 134 x 221 mm


Suggested Material Size: 11.2 x 14.6 inches or 284 x 371 mm

Stitch Style: Cross-stitch Using 2 strands


Below is a plan showing how the chart pages fit together.  
The page number is shown at the top left of each chart page.



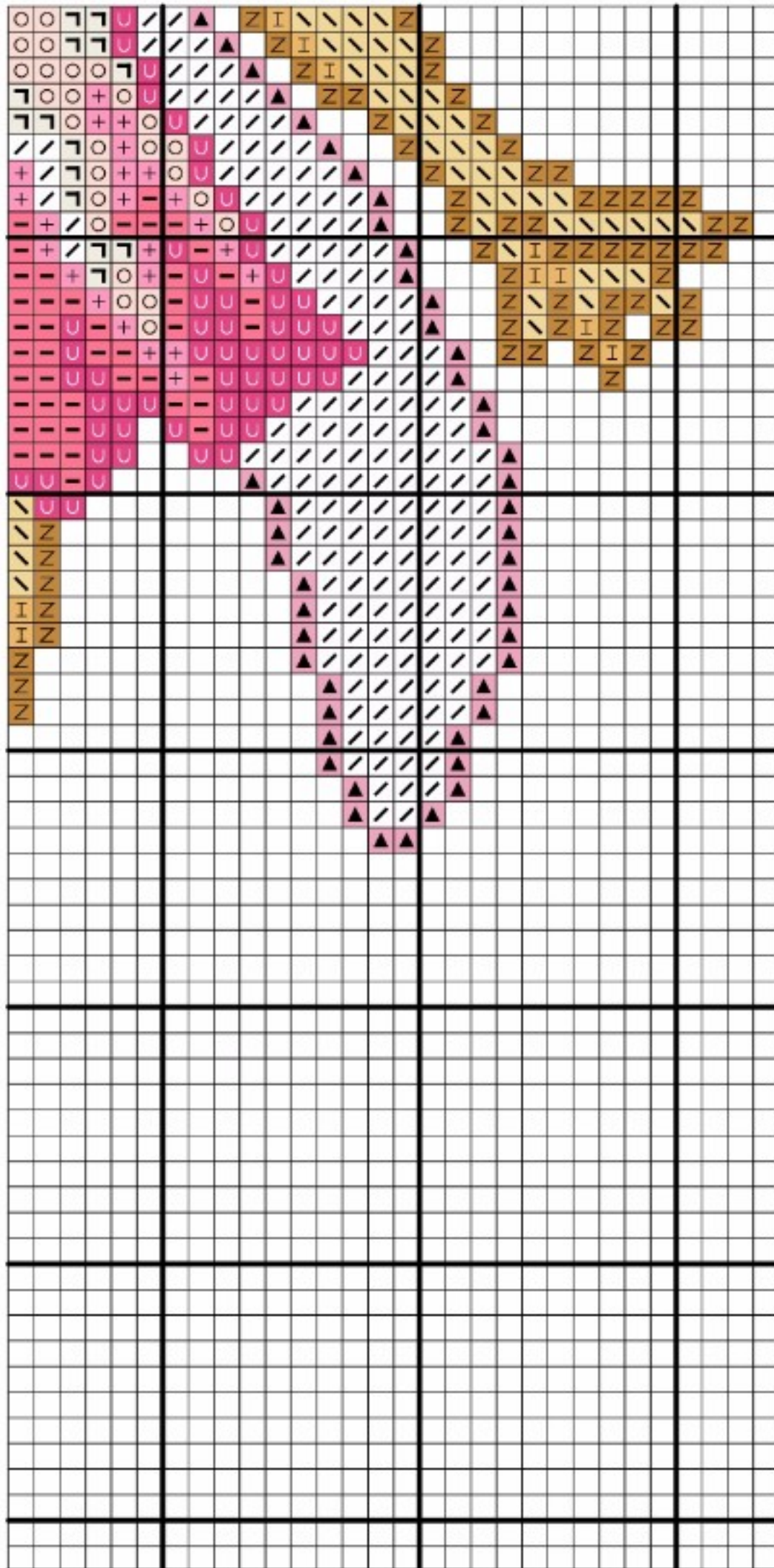














The image displays a large grid divided into four quadrants by thick black lines. Each quadrant contains a complex arrangement of symbols and colors. The symbols include letters (S, L, T, H, Z, I, U, O), mathematical symbols (%, \, \nabla, \uparrow, \downarrow, \leftarrow, \rightarrow, \leftarrow, \rightarrow), and geometric shapes (triangles, diamonds). The colors used are green, orange, pink, and purple. The grid is filled with these elements in a way that suggests a logical puzzle or a data visualization. The symbols are often arranged in patterns that might represent a sequence or a specific logic. For example, the top-left quadrant has a dense cluster of 'S' and 'L' symbols, while the bottom-right quadrant has a cluster of 'U' and 'O' symbols. The overall layout is highly structured and appears to be a continuation of a larger puzzle or data set.