

Ginger Cat Close Up



* Original image© Alexas Fotos - Pixabay
Cross Stitch Design by Tereena Clarke.

Completed Size = 148w x 123h Stitches

14 Count, 10.5w x 9h inches (27cm x 23cm)

16 Count, 9.5w x 8h inches (24cm x 20cm)

18 Count, 8.5w x 7h inches (22cm x 18cm)

Uses 51 DMC cotton colours. Only full cross stitches are used in this pattern.

Pattern Instructions

* This pattern can be worked on any fabric type, colour or count you prefer. To work out the size of the finished article, take the number of stitches wide and high and divide it by the count of your fabric (e.g. 14,16,18 count aida etc) to get the size in inches. Times it by 2.54 to get centimetres. We have the sizes in inches shown on the previous page. Also leave at least a few inches of fabric around each side of the design to assist in framing. The higher the fabric count the smaller the completed project will be.

* To put the pattern together look in the top and bottom corners. The page numbers in brackets show which page number it joins up to. Page 1 always starts at the top left hand side of the pattern. Our pages also have a shaded grey section. This indicates a 3 row overlap from adjoining pages to assist with reading the pattern. PLEASE DO NOT RESTITCH THIS AREA.

* You should begin at the centre of the pattern. To find the centre of the pattern it is just a matter of laying the pattern out and locating the arrows at the top and left hand side of the patterns, they are determined by dividing the stitch numbers wide and high in half. Where the two points meet in the middle, that is the centre.

* If you need more assistance to find the middle of your pattern or the page layout, please see the notes section on the colour symbol chart. The easiest way to stitch this pattern, as it has multiple pages, is to stitch one page at a time.

* We suggest using two strands of floss for each stitch and one strand for backstitching if the pattern calls for it.

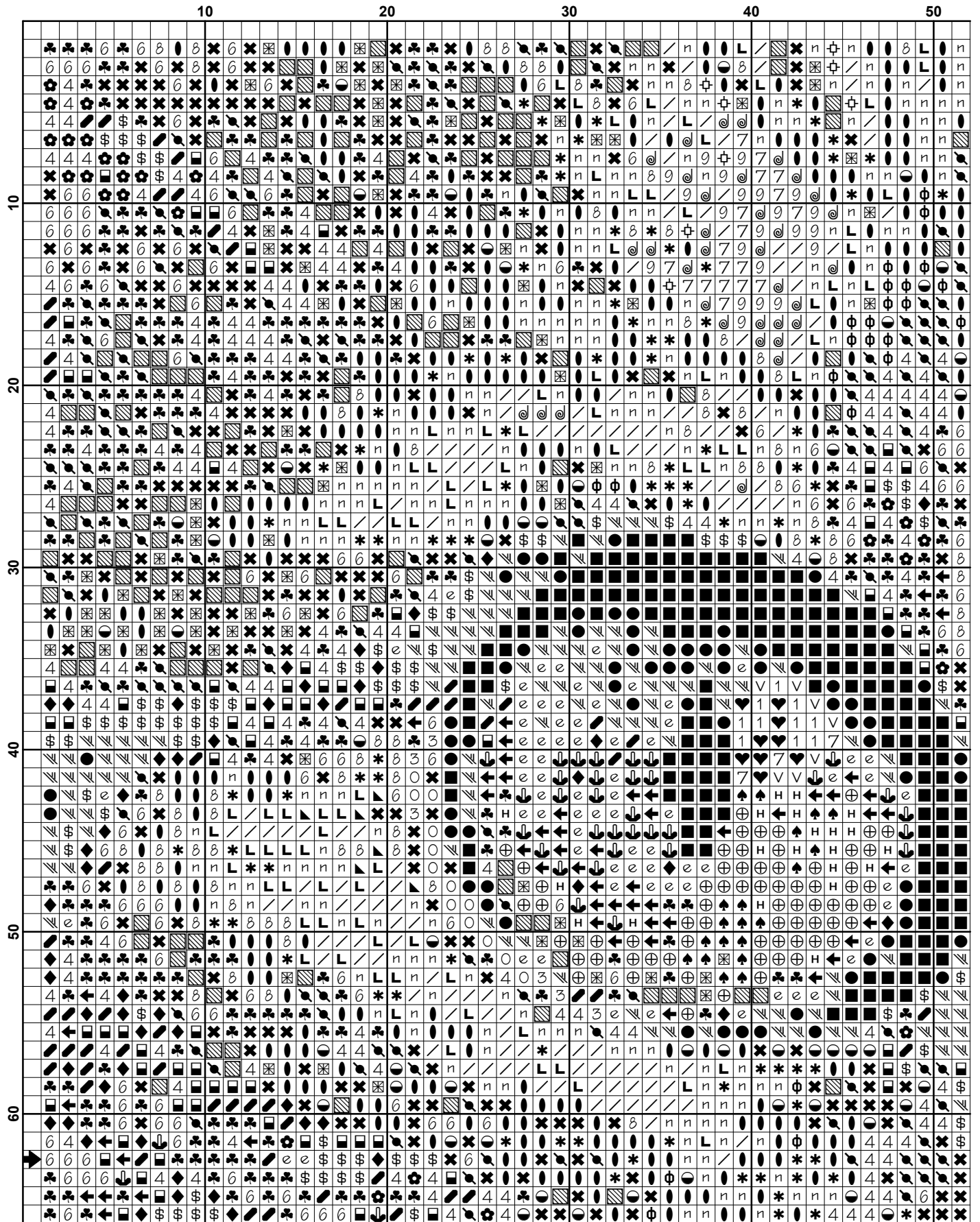
We hope you enjoy stitching our pattern.

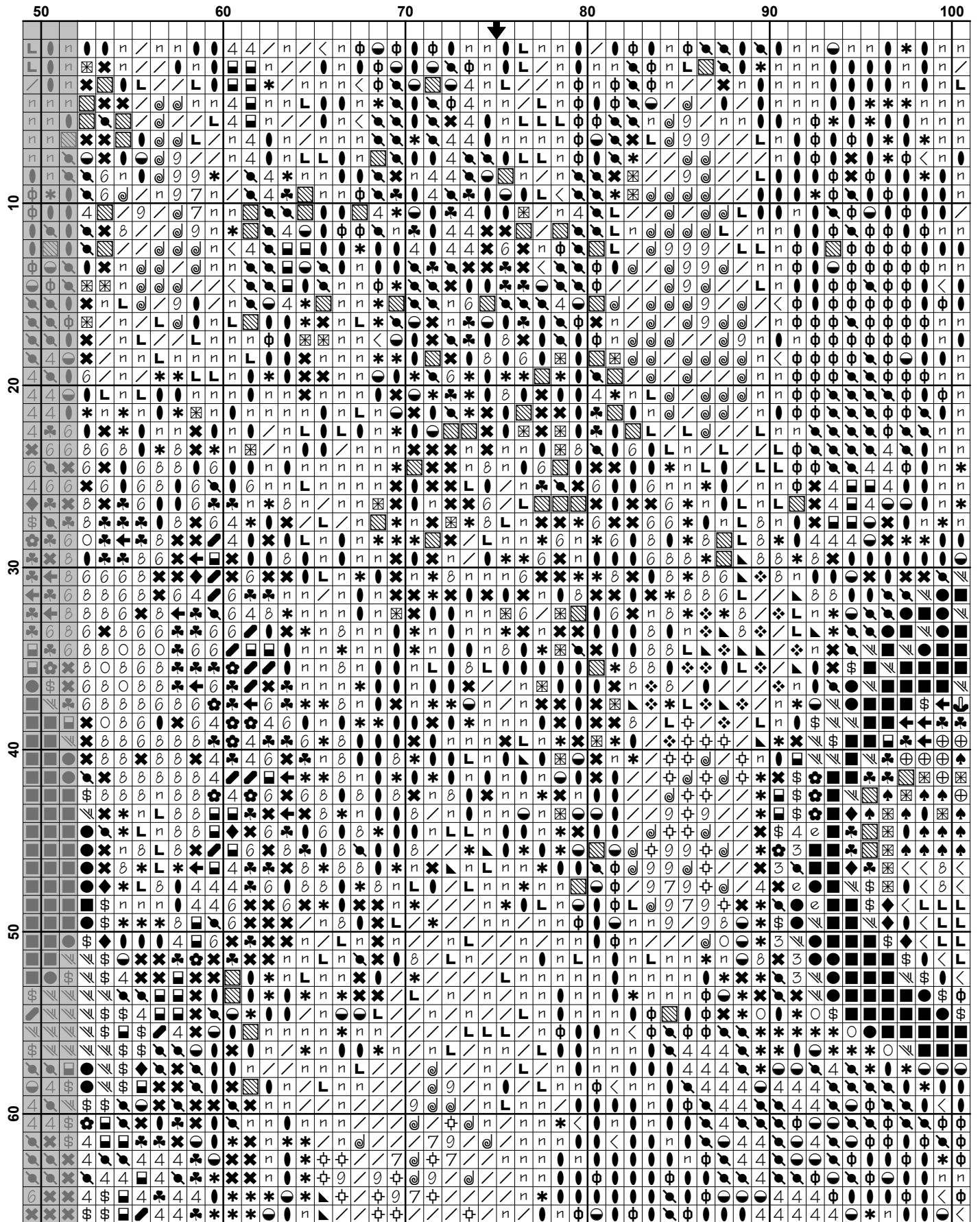
Thanks and Best Wishes
Tereena Clarke

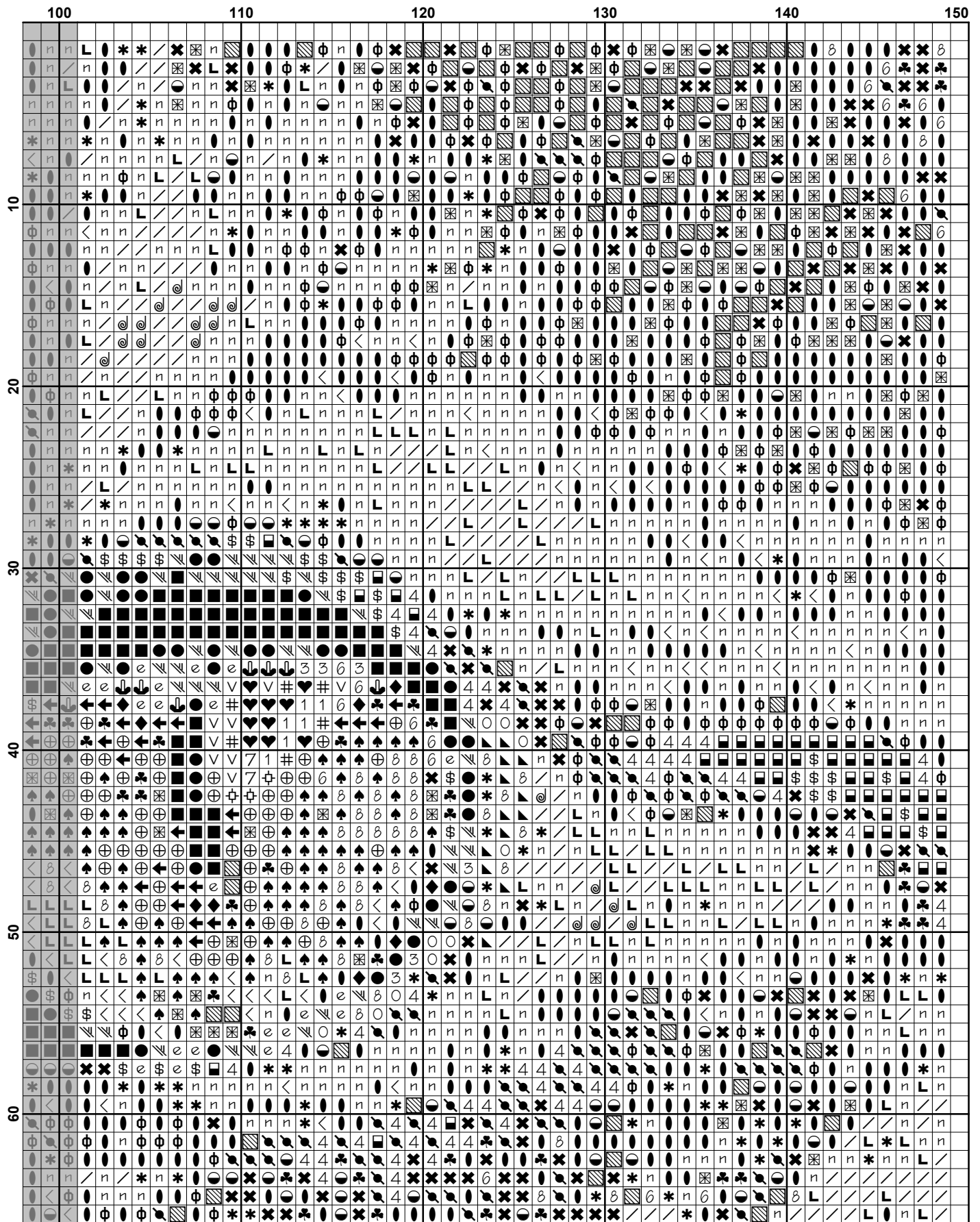
Artecy Cross Stitch
Po Box 3474
Tuggerah, NSW 2259
Australia


Websites: www.artecy.com and www.artecyshop.com
Email: artecy@artecy.com or stitch@artecyshop.com


*Patterns are strictly for personal use only. It is against our copyright to make kits for sale from our designs or to sell, copy or redistribute this pattern in any form. You may not upload our patterns to any internet forums or groups or any other website. You may make 1 copy of this pattern for a working copy for your own personal use if needed.

































































Pattern Name: Ginger Cat Close Up
Designed By: Photo by Alexas Fotos - Pixabay
Company: Artecy Cross Stitch
Copyright: Copyright Artecy Cross Stitch. All rights Reserved.
Fabric: Aida 14, White
 148w X 123h Stitches
Size(s): 14 Count, 10-1/2w X 8-3/4h in
 16 Count, 9-1/4w X 7-5/8h in
 18 Count, 8-1/8w X 6-3/4h in

Floss Used for Full Stitches:

Symbol	Strands	Type	Number	Color
	H	2	DMC 167	Yellow Beige-VY DK
	#	2	DMC 225	Shell Pink-UL VY LT
	e	2	DMC 300	Mahogany-VY DK
	■	2	DMC 310	Black
	☼	2	DMC 355	Terra Cotta-DK
	◆	2	DMC 400	Mahogany-DK
	*	2	DMC 402	Mahogany-VY LT
	✦	2	DMC 407	Desert Sand-DK
	←	2	DMC 434	Brown-LT
	6	2	DMC 435	Brown-VY LT
	8	2	DMC 436	Tan
	2	2	DMC 453	Shell Gray-LT
	+	2	DMC 612	Drab Brown-LT
	∩	2	DMC 632	Desert Sand-UL VY DK
	L	2	DMC 676	Old Gold-LT
	⊕	2	DMC 680	Old Gold-DK
	❖	2	DMC 738	Tan-VY LT
	@	2	DMC 745	Yellow-LT Pale
	⊕	2	DMC 754	Peach-LT
	♥	2	DMC 762	Pearl Gray-VY LT
	⊕	2	DMC 779	Cocoa-DK
	⊕	2	DMC 783	Topaz-MD
	⚡	2	DMC 814	Garnet-DK
	\$	2	DMC 815	Garnet-MD
	➤	2	DMC 833	Golden Olive-LT
	∨	2	DMC 842	Beige Brown-VY LT
	✎	2	DMC 918	Red Copper-DK
	■	2	DMC 919	Red Copper
	4	2	DMC 920	Copper-MD
	🍀	2	DMC 921	Copper
	○	2	DMC 922	Copper-LT
	👉	2	DMC 975	Golden Brown-DK
	▧	2	DMC 976	Golden Brown-MD
	◌	2	DMC 977	Golden Brown-LT
	0	2	DMC 3064	Desert Sand
	9	2	DMC 3078	Golden Yellow-VY LT
	●	2	DMC 3371	Black Brown
	7	2	DMC 3770	Tawny-VY LT
	▲	2	DMC 3771	Terra Cotta-UL VY LT
	3	2	DMC 3772	Desert Sand-VY DK
	✕	2	DMC 3776	Mahogany-LT
	⌘	2	DMC 3779	Terra Cotta-UL VY LT
	<	2	DMC 3821	Straw
	♣	2	DMC 3826	Golden Brown
	n	2	DMC 3827	Golden Brown-Pale
	φ	2	DMC 3853	Autumn Gold-DK

Symbol	Strands	Type	Number	Color
 /	2	DMC	3856	Mahogany-UL VY LT
 /	2	DMC	3862	Mocha Beige-DK
 X	2	DMC	3863	Mocha Beige-MD
 =	2	DMC	3864	Mocha Beige-LT
 1	2	DMC	3865	Winter White

Notes:

The middle of this pattern can be found on page 2 and is 75 stitches across and 63 stitches down.

Pattern layout using page numbers in top left.

1 2 3

4 5 6

Usage Summary

Strands Per Skein: 6

Skein Length: 313.0 in

Type	Number	Full	Half	Quarter	Petite	Back(in)	Str(in)	Spec(in)	French	Bead	Skein Est.
DMC 167	167	180	0	0	0	0.0	0.0	0.0	0	0	1.000
DMC 225	225	184	0	0	0	0.0	0.0	0.0	0	0	1.000
DMC 300	300	237	0	0	0	0.0	0.0	0.0	0	0	1.000
DMC 310	310	333	0	0	0	0.0	0.0	0.0	0	0	1.000
DMC 355	355	205	0	0	0	0.0	0.0	0.0	0	0	1.000
DMC 400	400	209	0	0	0	0.0	0.0	0.0	0	0	1.000
DMC 402	402	528	0	0	0	0.0	0.0	0.0	0	0	1.000
DMC 407	407	538	0	0	0	0.0	0.0	0.0	0	0	1.000
DMC 434	434	317	0	0	0	0.0	0.0	0.0	0	0	1.000
DMC 435	435	647	0	0	0	0.0	0.0	0.0	0	0	1.000
DMC 436	436	808	0	0	0	0.0	0.0	0.0	0	0	1.000
DMC 453	453	89	0	0	0	0.0	0.0	0.0	0	0	1.000
DMC 612	612	123	0	0	0	0.0	0.0	0.0	0	0	1.000
DMC 632	632	209	0	0	0	0.0	0.0	0.0	0	0	1.000
DMC 676	676	349	0	0	0	0.0	0.0	0.0	0	0	1.000
DMC 680	680	135	0	0	0	0.0	0.0	0.0	0	0	1.000
DMC 738	738	100	0	0	0	0.0	0.0	0.0	0	0	1.000
DMC 745	745	195	0	0	0	0.0	0.0	0.0	0	0	1.000
DMC 754	754	336	0	0	0	0.0	0.0	0.0	0	0	1.000
DMC 762	762	86	0	0	0	0.0	0.0	0.0	0	0	1.000
DMC 779	779	25	0	0	0	0.0	0.0	0.0	0	0	1.000
DMC 783	783	231	0	0	0	0.0	0.0	0.0	0	0	1.000
DMC 814	814	382	0	0	0	0.0	0.0	0.0	0	0	1.000
DMC 815	815	361	0	0	0	0.0	0.0	0.0	0	0	1.000
DMC 833	833	114	0	0	0	0.0	0.0	0.0	0	0	1.000
DMC 842	842	168	0	0	0	0.0	0.0	0.0	0	0	1.000
DMC 918	918	339	0	0	0	0.0	0.0	0.0	0	0	1.000
DMC 919	919	347	0	0	0	0.0	0.0	0.0	0	0	1.000
DMC 920	920	568	0	0	0	0.0	0.0	0.0	0	0	1.000
DMC 921	921	619	0	0	0	0.0	0.0	0.0	0	0	1.000
DMC 922	922	409	0	0	0	0.0	0.0	0.0	0	0	1.000
DMC 975	975	198	0	0	0	0.0	0.0	0.0	0	0	1.000
DMC 976	976	378	0	0	0	0.0	0.0	0.0	0	0	1.000
DMC 977	977	1661	0	0	0	0.0	0.0	0.0	0	0	1.000
DMC 3064	3064	242	0	0	0	0.0	0.0	0.0	0	0	1.000
DMC 3078	3078	122	0	0	0	0.0	0.0	0.0	0	0	1.000
DMC 3371	3371	163	0	0	0	0.0	0.0	0.0	0	0	1.000
DMC 3770	3770	192	0	0	0	0.0	0.0	0.0	0	0	1.000
DMC 3771	3771	130	0	0	0	0.0	0.0	0.0	0	0	1.000
DMC 3772	3772	470	0	0	0	0.0	0.0	0.0	0	0	1.000
DMC 3776	3776	902	0	0	0	0.0	0.0	0.0	0	0	1.000
DMC 3779	3779	94	0	0	0	0.0	0.0	0.0	0	0	1.000
DMC 3821	3821	97	0	0	0	0.0	0.0	0.0	0	0	1.000
DMC 3826	3826	805	0	0	0	0.0	0.0	0.0	0	0	1.000
DMC 3827	3827	1432	0	0	0	0.0	0.0	0.0	0	0	1.000
DMC 3853	3853	431	0	0	0	0.0	0.0	0.0	0	0	1.000
DMC 3856	3856	749	0	0	0	0.0	0.0	0.0	0	0	1.000
DMC 3862	3862	67	0	0	0	0.0	0.0	0.0	0	0	1.000
DMC 3863	3863	323	0	0	0	0.0	0.0	0.0	0	0	1.000
DMC 3864	3864	276	0	0	0	0.0	0.0	0.0	0	0	1.000
DMC 3865	3865	101	0	0	0	0.0	0.0	0.0	0	0	1.000