

# Artecy

## CROSS STITCH

### Mini Tribal Dragon



\* Original image copyright of GDJ Open Clipart  
Cross Stitch Design by Tereena Clarke.

Completed Size = 86w X 98h Stitches

14 Count, 6.5w X 7h inches

16 Count, 5.5w X 6.5h inches

18 Count, 5w X 5.5h inches

Uses 4 DMC cotton colours. Only full cross stitches are used in this pattern.

# *Pattern Instructions*

\* This pattern can be worked on any fabric type, colour or count you prefer. To work out the size of the finished article, take the number of stitches wide and high and divide it by the count of your fabric (e.14,16,18 count aida etc) to get the size in inches. Times it by 2.54 to get centimetres. We have the sizes in inches shown on the previous page. Also leave at least a few inches of fabric around each side of the design to assist in framing. The higher the fabric count the smaller the completed project will be.

\* To put the pattern together look in the top and bottom corners. The page numbers in brackets show which page number it joins up to. Page 1 always starts at the top left hand side of the pattern. Our pages also have a shaded grey section. This indicates a 3 row overlap from adjoining pages to assist with reading the pattern. PLEASE DO NOT RESTITCH THIS AREA.

\* You should begin at the centre of the pattern. To find the centre of the pattern it is just a matter of laying the pattern out and locating the arrows at the top and left hand side of the patterns, they are determined by dividing the stitch numbers wide and high in half. Where the two points meet in the middle, that is the centre.

\* If you need more assistance to find the middle of your pattern or the page layout, please see the notes section on the colour symbol chart. The easiest way to stitch this pattern, as it has multiple pages, is to stitch one page at a time.

\* We suggest using two strands of floss for each stitch and one strand for backstitching if the pattern calls for it.

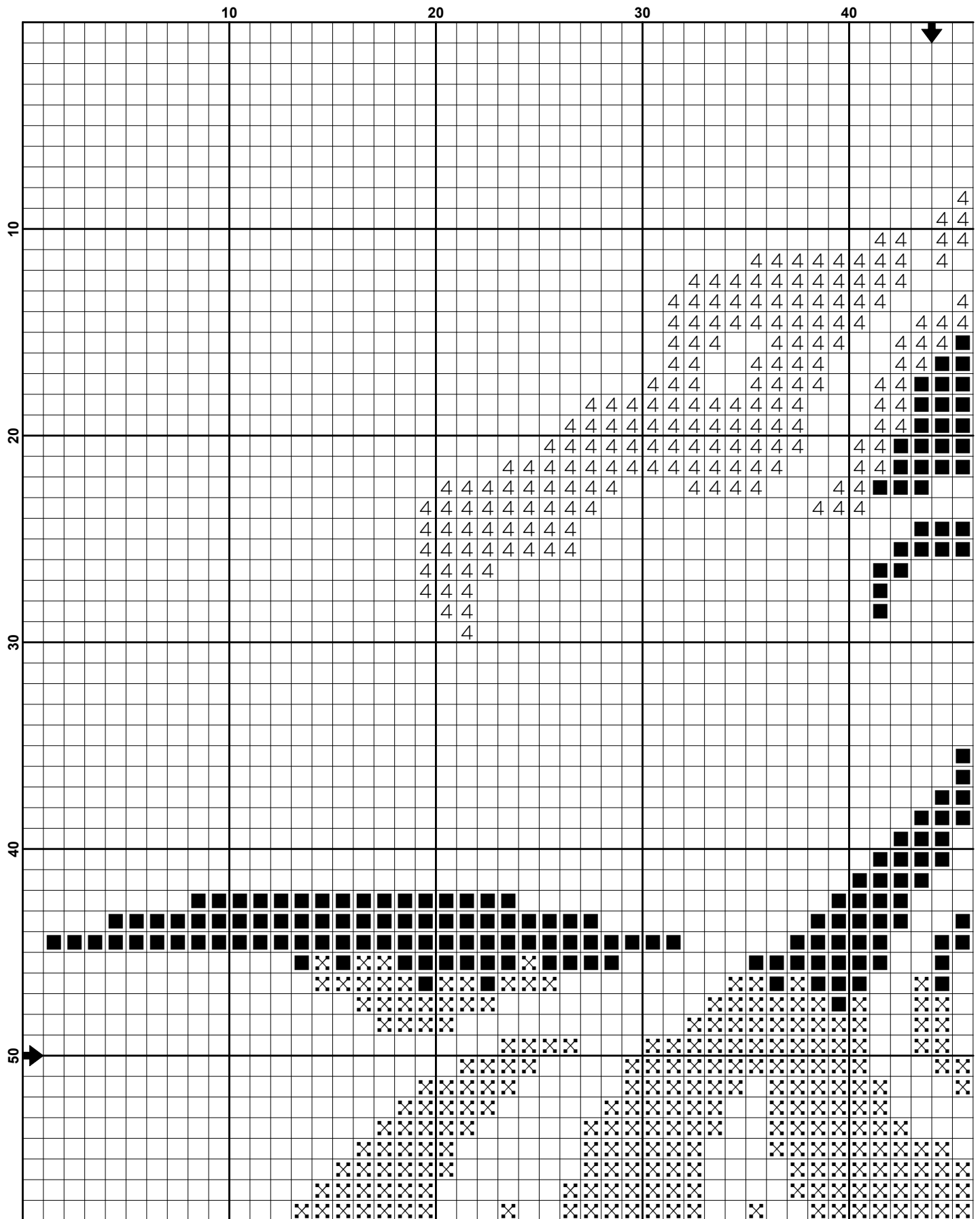
We hope you enjoy stitching our pattern.

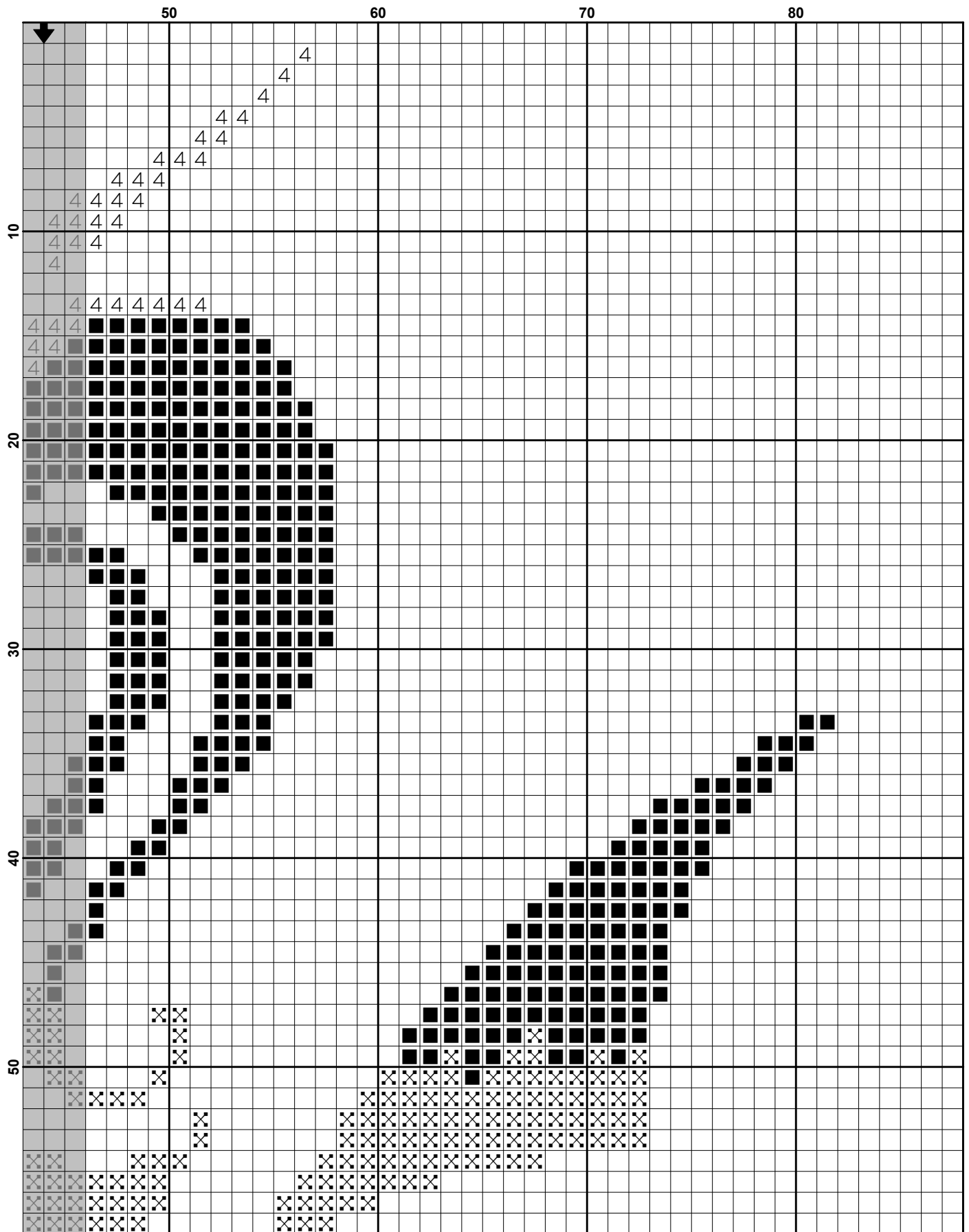
Thanks and Best Wishes  
Tereena Clarke


Artecy Cross Stitch  
Po Box 3474  
Tuggerah, NSW 2259  
Australia

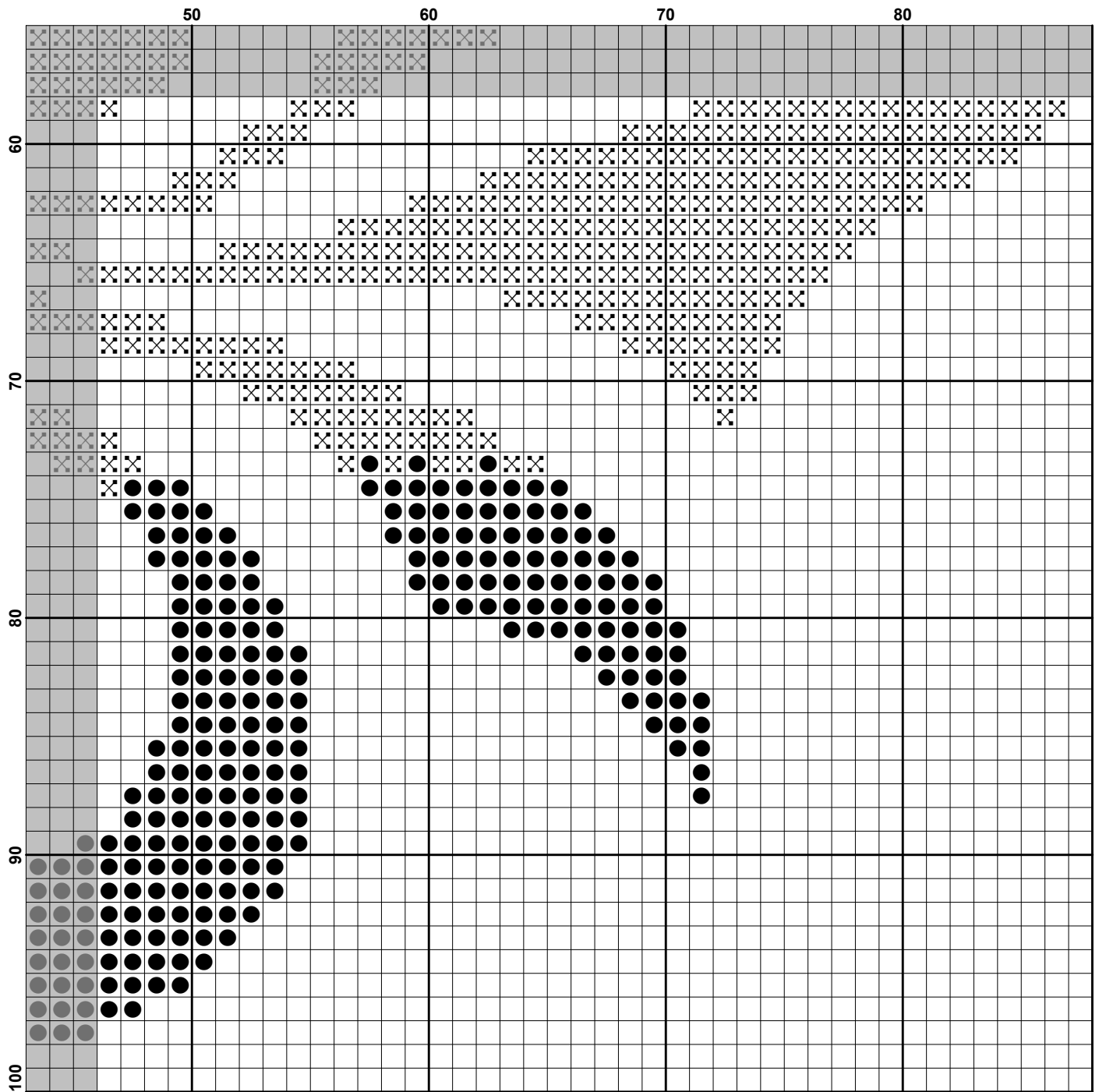
Website: [www.artecy.com](http://www.artecy.com)  
Email: [artecy@artecy.com](mailto:artecy@artecy.com) or [sls@comcen.com.au](mailto:sls@comcen.com.au)

\*Patterns are strictly for personal use only. It is against our copyright to make kits for sale from our designs or to sell, copy or redistribute this pattern in any form. You may not upload our patterns to any internet forums or groups or any other website. You may make 1 copy of this pattern for a working copy for your own personal use if needed.













**Pattern Name:** Mini Tribal Dragon  
**Designed By:** Image by GDJ Open Clipart  
**Company:** Artecy Cross Stitch  
**Copyright:** Copyright Artecy Cross Stitch. All rights Reserved.  
**Fabric:** Aida 14, White  
86w X 98h Stitches  
**Size(s):** 14 Count, 6-1/8w X 7h in  
16 Count, 5-3/8w X 6-1/8h in  
18 Count, 4-3/4w X 5-3/8h in

**Floss Used for Full Stitches:**

Symbol	Strands	Type	Number	Color
 ●	2	DMC	321	Christmas Red
 ■	2	DMC	740	Tangerine
 ✕	2	DMC	946	Burnt Orange-MD
 4	2	DMC	972	Canary-DK

**Notes:**

The middle of this pattern can be found on page 1 and is 44 stitches across and 50 stitches down.

Pattern layout using page numbers in top left.

1 2  
3 4

**Usage Summary**

**Strands Per Skein:** 6

**Skein Length:** 313.0 in

Type	Number	Full	Half	Quarter	Petite	Back(in)	Str(in)	Spec(in)	French	Bead	Skein Est.
■ DMC	321	523	0	0	0	0.0	0.0	0.0	0	0	1.000
■ DMC	740	497	0	0	0	0.0	0.0	0.0	0	0	1.000
■ DMC	946	935	0	0	0	0.0	0.0	0.0	0	0	1.000
■ DMC	972	215	0	0	0	0.0	0.0	0.0	0	0	1.000